

Scaled data based on original data using
LM-79-08 Approved Method: Electrical and Photometric Measurements of Solid-
State Lighting Products

Test Report Prepared for
Cooper Lighting Solutions
(formerly Eaton)

Brand: INVUE

Report Number: P140481

Luminaire Tested: **EMM-E03-LED-E1-5WQ-7050**

Issue Date: 03/03/2020

Test Information

Test Method: LM-79-08
Report Number: P140481
REPORT IS SCALED FROM IESNA LM-79-08 TEST DATA (P33687)
Test Lab: INNOVATION CENTER-P3
Issue Date: 03/03/2020
Manufacturer: COOPER LIGHTING SOLUTIONS (FORMERLY EATON)
Product Line: INVUE
Catalog Number: EMM-E03-LED-E1-5WQ-7050
Description: EPIC MODERN MEDIUM DECORATIVE LED LUMINAIRE
(3) LIGHTBARS WITH AccuLED OPTICS - TYPE 5 SQUARE WIDE
Light Source: (63) 5000K CCT, 70 CRI LEDs
Ballast/Driver: -

Summary

Lumens per Lamp: N/A
Luminaire Lumens: 9196 lumens
Efficiency: N/A
Efficacy: 122.3 lumens/watt
Luminous Opening: Rectangular (W 0.5' x L: 1' x H: 0')
IES Classification: Type V - Short - Semi-Cutoff
BUG Rating: B3 - U0 - G2

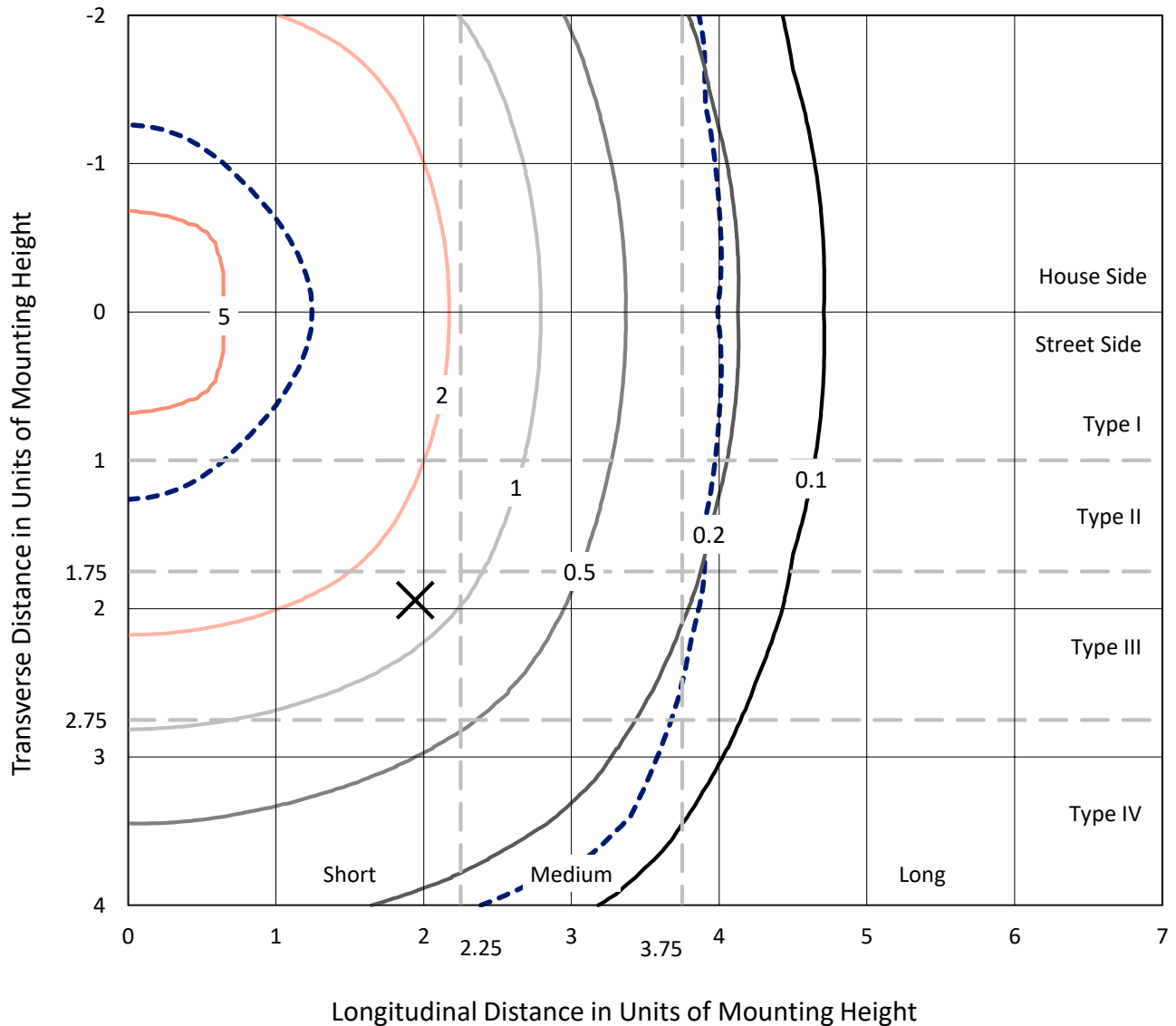
Input Watts (W): 75.2
Input Voltage (V): NR
Input Current (Ain): NR
Voltage Rise (V): NR
Power Factor: NR
Total Harmonic Distortion (THDi): NR
Frequency (hertz): 60
Stabilization Time: NR
Operation Time: NR
Ambient Temperature (°C): NR
Test Distance: 25 FT



REPORT NUMBER: P140481
 CATALOG NUMBER: EMM-E03-LED-E1-5WQ-7050

Iso-Footcandle Lines of Horizontal Illumination

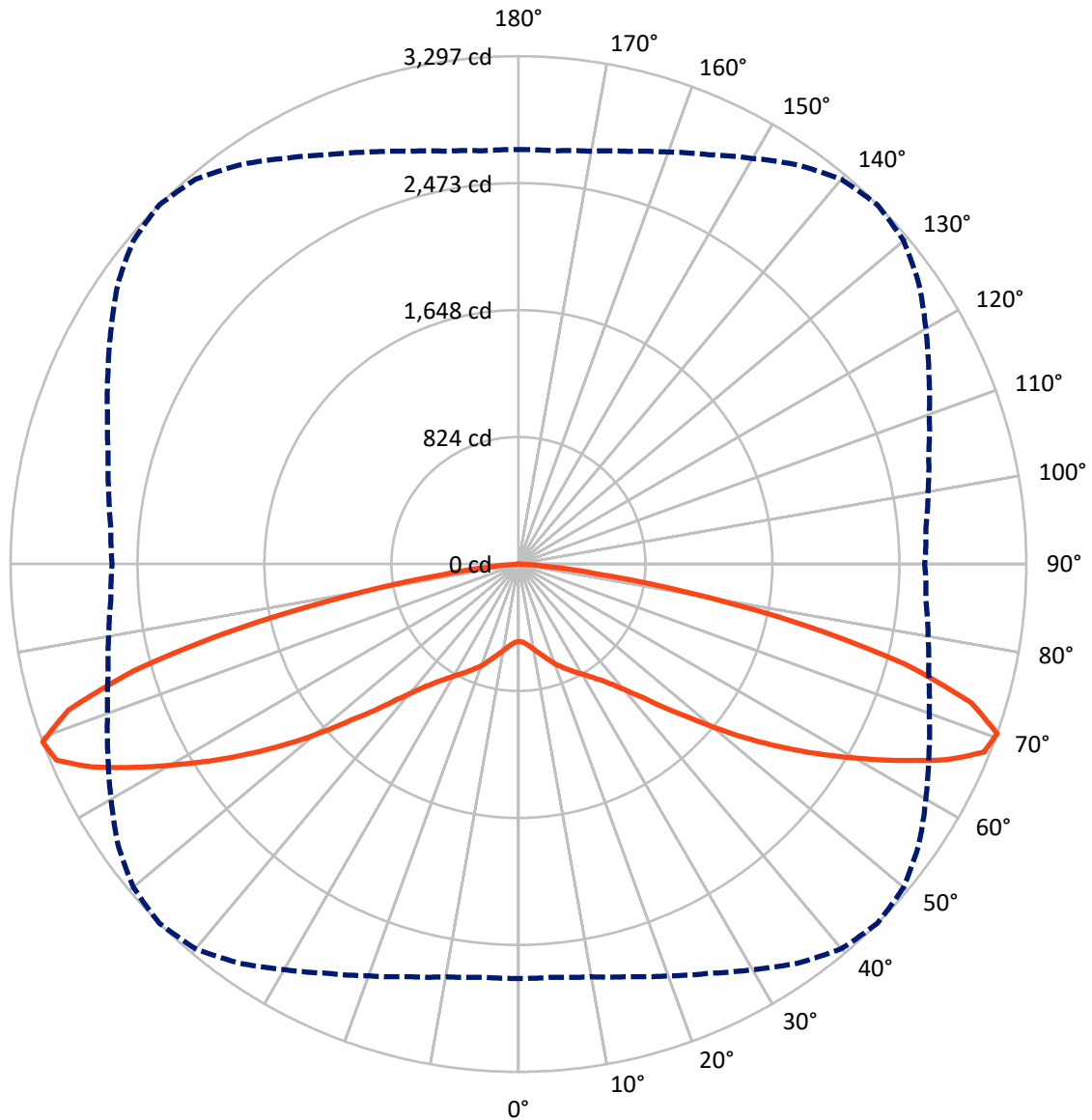
✕ Max cd
 - - - 1/2 Max cd



Based on 10 foot mounting height. Maximum calculated value = 5.8 fc
 Type V - Short - Semi-Cutoff

REPORT NUMBER: P140481
CATALOG NUMBER: EMM-E03-LED-E1-5WQ-7050

Luminous Intensity Polar Plot



— Vertical Plane Through 45-Deg Lateral - - - Horizontal Cone Through 70-Deg Vertical

REPORT NUMBER: P140481

CATALOG NUMBER: EMM-E03-LED-E1-5WQ-7050

FLUX DISTRIBUTION:

		Downward	Upward	Total
House Side	Lumens	4598.0	0.0	4598.0
	% Fixture	50.0	0.0	50.0
Street Side	Lumens	4598.0	0.0	4598.0
	% Fixture	50.0	0.0	50.0
Total	Lumens	9196.0	0.0	9196.0
	% Fixture	100.0	0.0	100.0

Coefficient of Utilization

ZONAL LUMENS:

Zone	Lumens	% Fixture
0°-10°	51.0	0.6
10°-20°	178.1	1.9
20°-30°	349.9	3.8
30°-40°	578.9	6.3
40°-50°	1013.4	11.0
50°-60°	1807.6	19.7
60°-70°	2790.7	30.3
70°-80°	2209.0	24.0
80°-90°	217.4	2.4
90°-100°	0.0	0.0
100°-110°	0.0	0.0
110°-120°	0.0	0.0
120°-130°	0.0	0.0
130°-140°	0.0	0.0
140°-150°	0.0	0.0
150°-160°	0.0	0.0
160°-170°	0.0	0.0
170°-180°	0.0	0.0
0°-90°	9196.0	100.0
0°-180°	9196.0	100.0



REPORT NUMBER: P140481

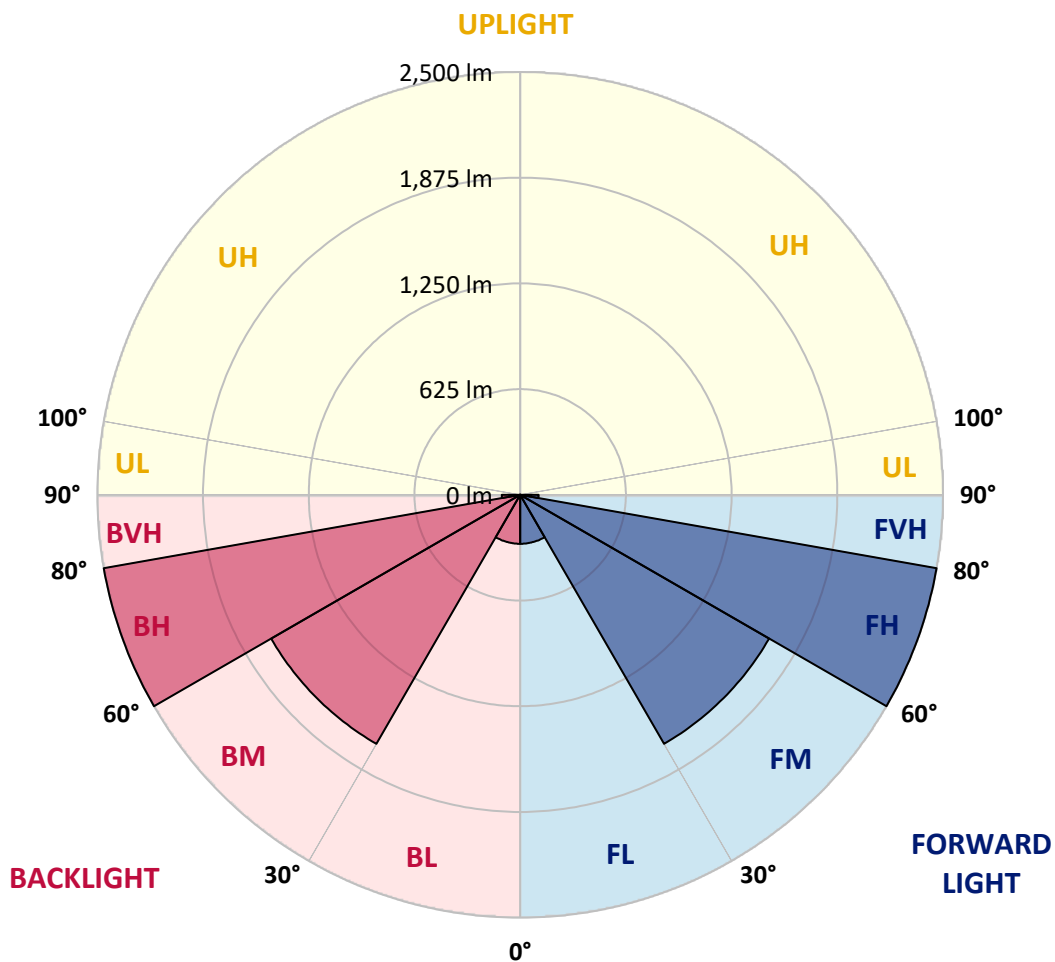
CATALOG NUMBER: EMM-E03-LED-E1-5WQ-7050

LUMINAIRE CLASSIFICATION SYSTEM LUMEN TABLE AND BUG RATING:

Zone		Lumens	% Fixture	Zone Rating/Lumen Limit		
				B	U	G
FL	(0°-30°)	289.5	3.1			
FM	(30°-60°)	1700.0	18.5			
FH	(60°-80°)	2499.8	27.2			G2/5000
FVH	(80°-90°)	108.7	1.2			G2/225
BL	(0°-30°)	289.5	3.1	B1/500		
BM	(30°-60°)	1700.0	18.5	B2/2500		
BH	(60°-80°)	2499.8	27.2	B3/2500		G2/5000
BVH	(80°-90°)	108.7	1.2			G2/225
UL	(90°-100°)	0.0	0.0		U0/0	
UH	(100°-180°)	0.0	0.0		U0/0	

BUG Rating: B3-U0-G2

Type V Short





REPORT NUMBER: P140481

CATALOG NUMBER: EMM-E03-LED-E1-5WQ-7050

CANDELA DISTRIBUTION (FULL):

	0°	5°	10°	15°	20°	25°	30°	35°	40°	45°	50°
0°	502.8	502.8	502.8	502.8	502.8	502.8	502.8	502.8	502.8	502.8	502.8
2.5°	508.9	508.9	507.9	507.9	507.9	507.9	506.9	506.9	507.9	506.9	506.9
5°	521.3	522.3	522.3	521.3	521.3	521.3	521.3	521.3	522.3	521.3	521.3
7.5°	539.7	540.8	540.8	539.7	539.7	539.7	539.7	539.7	540.8	540.8	538.7
10°	562.3	563.3	563.3	562.3	562.3	563.3	563.3	563.3	564.4	564.4	563.3
12.5°	589.0	590.0	591.0	590.0	591.0	591.0	592.1	593.1	593.1	593.1	591.0
15°	619.8	622.8	620.8	620.8	621.8	622.8	622.8	625.9	624.9	623.9	622.8
17.5°	655.7	654.7	654.7	655.7	656.7	655.7	656.7	659.8	658.8	657.7	656.7
20°	689.5	689.5	689.5	688.5	690.6	690.6	691.6	692.6	692.6	694.7	691.6
22.5°	722.4	722.4	721.4	721.4	723.4	723.4	725.5	727.5	727.5	727.5	725.5
25°	753.2	753.2	754.2	753.2	754.2	755.2	757.3	759.3	760.3	760.3	760.3
27.5°	780.9	783.9	782.9	783.9	786.0	788.0	790.1	793.2	795.2	796.3	793.2
30°	815.8	815.8	814.7	815.8	817.8	820.9	825.0	830.1	830.1	831.1	831.1
32.5°	852.7	853.7	851.7	853.7	856.8	860.9	865.0	869.1	871.2	875.3	874.2
35°	900.9	897.8	898.9	901.9	904.0	908.1	913.2	920.4	924.5	926.6	924.5
37.5°	956.3	955.3	957.4	957.4	964.5	968.6	977.9	984.0	987.1	992.2	990.2
40°	1026.1	1030.2	1031.2	1034.3	1038.4	1046.6	1056.9	1067.1	1073.3	1077.4	1078.4
42.5°	1120.5	1122.6	1118.5	1129.7	1141.0	1146.2	1158.5	1172.8	1182.1	1185.2	1186.2
45°	1236.5	1236.5	1242.6	1249.8	1264.2	1274.4	1287.8	1311.4	1319.6	1330.9	1330.9
47.5°	1375.0	1379.1	1379.1	1395.5	1406.8	1427.3	1453.0	1472.5	1489.9	1484.8	1502.2
50°	1535.1	1538.1	1549.4	1558.7	1578.2	1601.8	1625.4	1654.1	1679.7	1682.8	1685.9
52.5°	1702.3	1706.4	1715.6	1737.2	1760.8	1787.5	1830.6	1855.2	1879.8	1893.2	1891.1
55°	1894.2	1892.1	1907.5	1923.9	1958.8	1994.7	2030.7	2065.6	2091.2	2109.7	2108.6
57.5°	2095.3	2102.5	2119.9	2140.5	2170.2	2202.0	2245.1	2280.0	2322.1	2333.4	2316.9
60°	2329.3	2322.1	2339.5	2371.3	2398.0	2439.1	2477.0	2522.2	2551.9	2565.3	2560.1
62.5°	2568.3	2562.2	2575.5	2616.6	2648.4	2678.1	2730.5	2779.7	2804.3	2809.5	2800.2
65°	2743.8	2745.9	2767.4	2803.3	2853.6	2898.7	2957.2	3016.8	3055.7	3061.9	3041.4
67.5°	2784.9	2789.0	2818.7	2864.9	2927.5	3002.4	3089.6	3177.8	3244.5	3258.9	3229.2
70°	2690.4	2692.5	2721.2	2773.6	2845.4	2931.6	3040.4	3162.5	3259.9	3296.9	3264.0
72.5°	2496.5	2504.7	2528.3	2572.4	2628.9	2714.0	2818.7	2927.5	3023.9	3071.1	3071.1
75°	2146.6	2165.1	2176.4	2190.7	2240.0	2308.7	2393.9	2480.1	2565.3	2591.9	2517.0
77.5°	1532.0	1501.2	1508.4	1588.4	1577.1	1655.1	1749.5	1811.1	1887.0	1875.7	1768.0
80°	702.9	685.4	725.5	778.8	846.5	898.9	1000.5	1010.7	1097.9	1103.1	1025.1
82.5°	140.6	147.8	176.5	217.5	270.9	329.4	382.7	427.9	487.4	498.7	462.8
85°	44.1	48.2	60.5	66.7	69.8	80.0	91.3	123.1	141.6	146.7	137.5
87.5°	9.2	14.4	23.6	26.7	27.7	26.7	26.7	25.7	20.5	16.4	19.5
90°	0.0	0.0	0.0	0.0	0.0	0.0	0.0	0.0	0.0	0.0	0.0



REPORT NUMBER: P140481
 CATALOG NUMBER: EMM-E03-LED-E1-5WQ-7050

CANDELA DISTRIBUTION (continued):

	55°	60°	65°	70°	75°	80°	85°	90°
0°	502.8	502.8	502.8	502.8	502.8	502.8	502.8	502.8
2.5°	505.9	505.9	506.9	506.9	506.9	505.9	504.8	505.9
5°	520.2	520.2	520.2	520.2	518.2	518.2	517.2	517.2
7.5°	538.7	537.7	537.7	536.7	535.6	535.6	534.6	535.6
10°	563.3	561.3	560.3	559.2	558.2	558.2	557.2	556.1
12.5°	590.0	589.0	588.0	585.9	584.9	582.8	582.8	582.8
15°	620.8	619.8	618.7	615.7	615.7	612.6	613.6	613.6
17.5°	654.7	652.6	649.5	648.5	647.5	644.4	644.4	644.4
20°	689.5	685.4	683.4	681.3	681.3	678.3	677.2	677.2
22.5°	723.4	719.3	715.2	713.1	711.1	710.1	708.0	707.0
25°	757.3	753.2	749.1	746.0	741.9	739.8	737.8	737.8
27.5°	791.1	787.0	780.9	776.8	772.7	768.6	766.5	767.5
30°	826.0	821.9	815.8	810.6	805.5	801.4	799.3	798.3
32.5°	870.1	865.0	857.8	852.7	843.5	839.4	837.3	838.3
35°	921.4	914.3	909.1	900.9	893.7	888.6	885.5	885.5
37.5°	987.1	981.0	975.8	967.6	957.4	951.2	947.1	950.2
40°	1072.3	1067.1	1056.9	1044.6	1036.4	1031.2	1027.1	1028.2
42.5°	1181.0	1170.8	1161.6	1154.4	1142.1	1134.9	1123.6	1127.7
45°	1318.5	1307.3	1298.0	1286.7	1275.4	1261.1	1257.0	1248.8
47.5°	1484.8	1476.6	1456.0	1445.8	1431.4	1410.9	1400.6	1392.4
50°	1668.4	1653.1	1638.7	1613.0	1596.6	1573.0	1563.8	1560.7
52.5°	1875.7	1850.1	1826.5	1802.9	1770.0	1747.5	1729.0	1733.1
55°	2080.9	2051.2	2017.3	1991.7	1966.0	1938.3	1918.8	1907.5
57.5°	2297.5	2264.6	2228.7	2191.8	2170.2	2137.4	2125.1	2118.9
60°	2520.1	2490.4	2454.4	2420.6	2390.8	2352.9	2332.3	2324.1
62.5°	2766.4	2725.3	2682.2	2640.2	2607.3	2579.6	2558.1	2543.7
65°	2993.1	2936.7	2892.6	2839.2	2803.3	2763.3	2736.6	2731.5
67.5°	3162.5	3075.2	2998.3	2929.5	2874.1	2824.9	2791.0	2777.7
70°	3173.7	3053.7	2939.8	2838.2	2757.1	2700.7	2655.6	2638.1
72.5°	2954.2	2805.4	2651.5	2551.9	2465.7	2387.7	2355.9	2348.8
75°	2403.1	2279.0	2150.7	2037.8	1978.3	1939.3	1912.7	1873.7
77.5°	1669.5	1555.6	1486.8	1360.6	1338.0	1306.2	1279.6	1253.9
80°	934.8	835.2	758.3	679.3	631.1	604.4	576.7	561.3
82.5°	419.7	344.8	274.0	212.4	175.5	138.5	103.6	109.8
85°	104.7	88.2	67.7	56.4	51.3	47.2	38.0	33.9
87.5°	19.5	18.5	16.4	16.4	17.4	14.4	8.2	7.2
90°	0.0	0.0	0.0	0.0	0.0	0.0	0.0	0.0

(END OF REPORT)